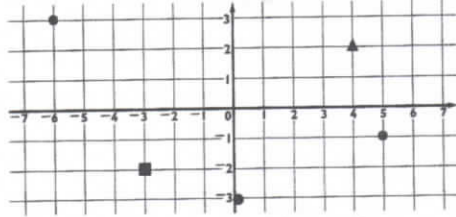


Name: \_\_\_\_\_

Topic Assessment 15a  
Position, movement, angle

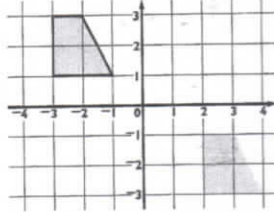
1 What are the co-ordinates of the

• triangle (4, 2) • square? (-3, -2)



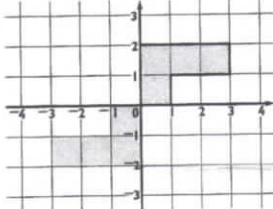
Mark a dot on the grid at each of these positions.  
• (5, -1) • (-6, 3) • (0, -3)

2 Sketch the new position of the shape and list the co-ordinates of its vertices, after it has moved: **five units to the right and four units down.**



(2, -1) (3, -1)  
(4, -3) (2, -3)

3



Sketch the new position of the shape and list the co-ordinates of its vertices, after it has: **rotated 180° clockwise about the vertex at (0, 0).**

(0, 0) (0, -2) (-3, -2)  
(-3, -1) (-1, -1) (-1, 0)

Use Mathematics Made 4 © 2010, 2012  
Copying permitted for purchasing schools only. This material is not copyright free.

Name: \_\_\_\_\_

Topic Assessment 15b  
Position, movement, angle

1 For each angle, write acute or obtuse or reflex.



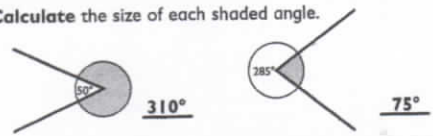
2 Estimate the size of each angle then check by measuring to the nearest degree.



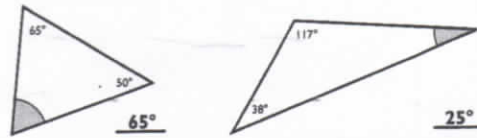
Estimate: \_\_\_\_\_°  
Measure: 55°

Estimate: \_\_\_\_\_°  
Measure: 103°

3 Calculate the size of each shaded angle.



4 Calculate the size of each shaded angle.



Use Mathematics Made 4 © 2010, 2012  
Copying permitted for purchasing schools only. This material is not copyright free.