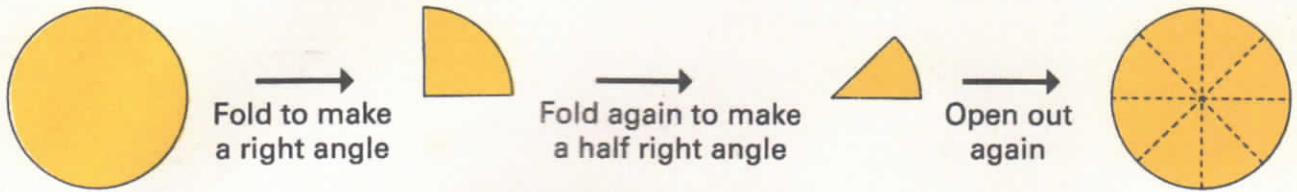
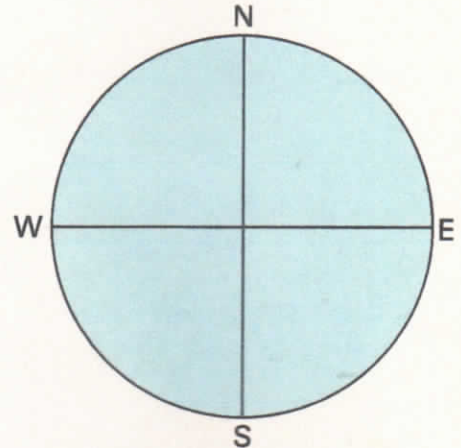


Compass directions

1 (a) You need a gummed paper circle. Fold it like this to make a compass.

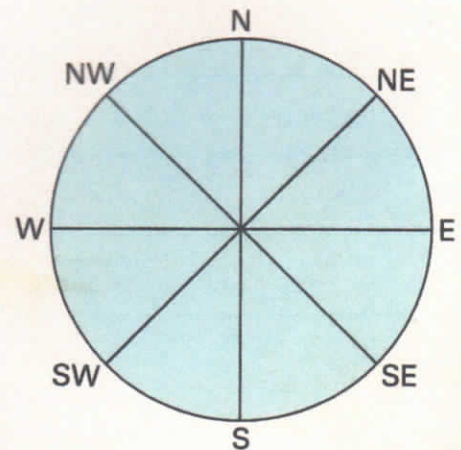


(b) Stick your compass on a page of your jotter. Draw lines along **two** of the folds for the directions North, South, East, and West.



2 Rotate a pencil on top of your compass to help you do the questions below. Write the direction you would be facing after each of these turns:

Start facing	Rotation
(a) N	1 right angle clockwise
(b) N	3 right angles clockwise
(c) E	2 right angles clockwise
(d) S	3 right angles clockwise
(e) S	90° clockwise
(f) W	270° anti-clockwise
(g) E	180° anti-clockwise
(h) W	360° anti-clockwise



3 Draw lines along the other folds. Mark the directions North East, South East, South West, and North West.

4 Make a list of the sizes of the angles below like this:

Angle	Right angles	Degrees	Rotation
A	1	90°	clockwise

