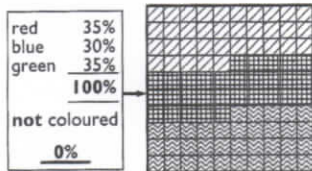
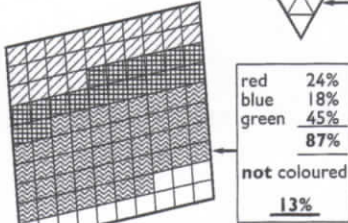
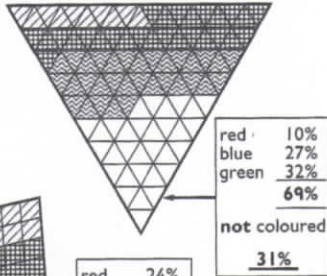
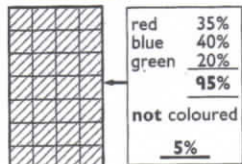
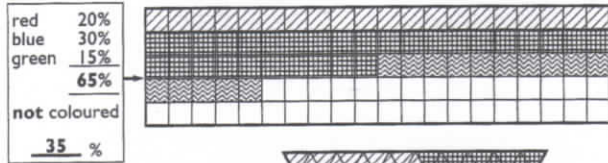


PUPIL SHEET

Name: _____

Pupil Sheet 45

For each shape:
 • colour the percentages
 • write the percentage not coloured.



Percentages • Concept

New Mathematics Practice 9 © DPIC 2001
 Copyright reserved for publishers and authors only.
 This material is not to be reprinted.

TOPIC ASSESSMENT

Topic Assessment 8
 Percentages

Name: _____

1



What percentage of the rectangle is shaded 32% not dotted 82% shaded and dotted? 50%

2

Write as a percentage.
 0.34 34% 0.05 5% 0.60 60%
 $\frac{7}{100}$ 7% $\frac{86}{100}$ 86% $\frac{1}{100}$ 1%

3

Write in two other ways.
 45% $\frac{45}{100}$ 0.45 0.73 73% $\frac{73}{100}$ $\frac{18}{100}$ 18% 0.18
 9% $\frac{9}{100}$ 0.09 0.20 20% $\frac{20}{100}$ $\frac{1}{100}$ 1% 0.01

4

Write the percentage of each dog food which is not chicken.



72%



67%

5

What percentage of the goldfish are not

Fantails 85%

Lionheads 58%

Fantails or Lionheads? 43%



New Mathematics Practice 9 © DPIC 2001
 Copyright reserved for publishers and authors only.
 This material is not to be reprinted.

75 N1M 5 Textbook

- (a) Coloured 40%, not coloured 60%
 (b) Coloured 48%, not coloured 52%
 (c) Coloured 64%, not coloured 36%
- (a) Coloured yellow 46%, coloured blue 31%, coloured 77%, not coloured 23%
 (b) Coloured yellow 20%, coloured blue 52%, coloured 72%, not coloured 28%
 (c) Coloured yellow 56%, coloured blue 34%, coloured 90%, not coloured 10%
- (a) 48%
 (b) 52%
 (c) 68%
 (d) 64%
 (e) 72%

76 N1M 5 Textbook

- (a) 17% (b) 53% (c) 6% (d) 60%
 (e) 26% (f) 95% (g) 70% (h) 7%
- (a) $\frac{16}{100}$, 0.16 (b) 8%, 0.08 (c) $\frac{40}{100}$, 40% (d) 1%, $\frac{1}{100}$
 (e) 0.28, 28% (f) $\frac{5}{100}$, 0.05 (g) 0.1, $\frac{10}{100}$ (h) $\frac{100}{100}$, 100%
- (a) 86% (b) 74% (c) 68%
- (a) 37% (b) 93% (c) 19% (d) 17%