


# Colouring percentages

Each shape on this page has been divided into 100 equal parts.



(a) Complete: 20% means 20 out of 100 or 20/100

(b) Colour 20% of the shape red.

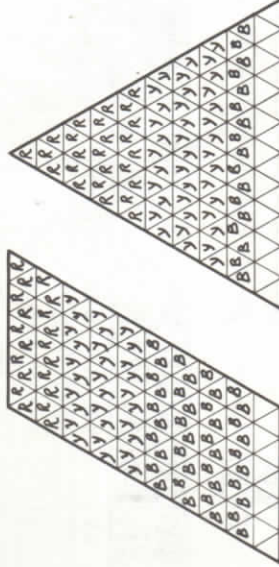
(c) Complete: 30% means 30 out of 100 or 30/100

(d) Colour 30% of the shape blue.

(e) What percentage is **not** coloured? 50%

2 (a) For each shape, colour the percentages shown in the table.

Shape	red	yellow	blue	not coloured
Parallelogram	20%	30%	40%	10%
Triangle	25%	39%	17%	19%
Rectangle	45%	15%	27%	13%



(b) Complete the table to show what percentage of each shape is **not** coloured.



3 Complete:  
50 % is coloured orange.  
44 % is coloured grey.

4 Use coloured pencils to make a design on this shape. Write about it. You could begin like this:

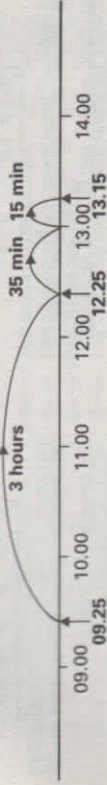
'I coloured \_\_\_\_\_ % red.'

*Answer depends on design made by each pupil.*

Do Workbook Page 39.


# Journey times

A journey starts at 09.25 and ends at 13.15. How long does it take?



The journey takes 3 hours + 35 minutes + 15 minutes = 3 hours 50 minutes.

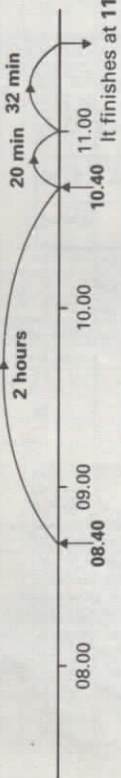
1 A journey starts at 15.20 and ends at 17.45. How long does it take? 2 hours 25 minutes



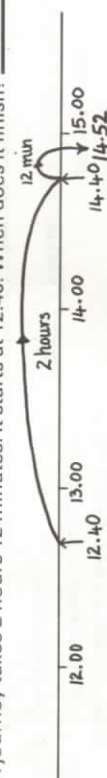
2 A journey starts at 07.24 and ends at 10.05. How long does it take? 2 hours 41 minutes



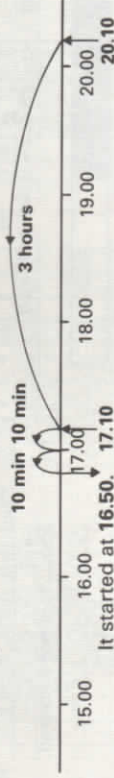
A journey takes 2 hours 52 minutes. It starts at 08.40. When does it finish?



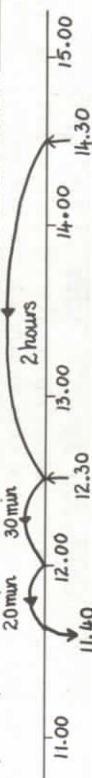
3 A journey takes 2 hours 12 minutes. It starts at 12.40. When does it finish? 14.52



A journey takes 3 hours 20 minutes. It finishes at 20.10. When did it start?



4 A journey takes 2 hours 50 minutes. It finishes at 14.30. When did it start? 11.40



5 Complete:

Start	Time taken	Finish
(a) 17.30	2 hours 48 minutes	20.18
(b) 22.15	4 hours 15 minutes	02.30

Go to Textbook Page 76.